




Swallow & Sun Thaumatrope

Thaumatrope were popular with the Victorians and are still a well loved optical illusion. Below you will find instructions on how to make a thaumatrope that shows a swallow flying to the sun. Adult supervision may be required to complete this craft.

To complete this craft you will need:

- Scissors
- Plain paper
- Cereal box
- Glue
- Hole punch
- Two lengths of string, each approximately 30cm long

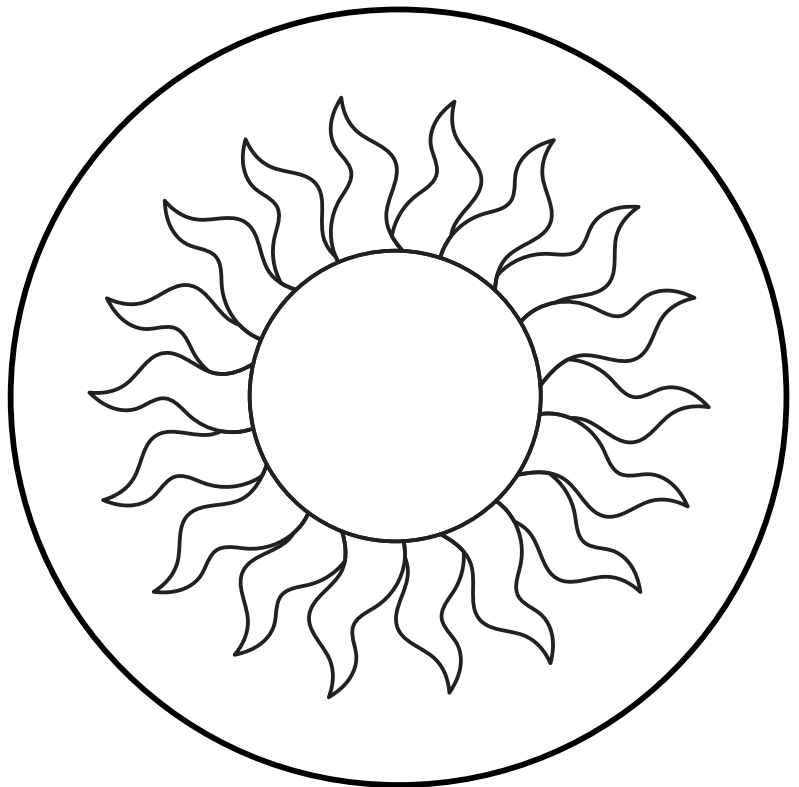


To make

- Cut out the two circles with the pictures on them on the next page
- Add colour to them if you would like
- Print the two attached circles out onto plain paper
- Cut out a circle of card from a cereal box the same size as the picture circles
- Glue the picture circles to the card, one on either side, with one the right way up and the other the wrong way up
- Now punch a hole on each side of the circle in the middle of the side making sure that the holes are parallel.
- Fold one of the pieces of string in half and then place the loop through one hole and then the other end of the string through the loop and pull tight.
- Do the same on the other side
- Hold a piece of string in either hand with the swallow facing you and the right way up.
- Twist the strings until the circles rotate and the swallow should fly into the sun as Erhii Mergen fires his seventh arrow.

Watch a simple video showing you how to make this thaumatrope on YouTube here - <https://youtu.be/2ZFk6NeaaTI>

Thaumatrope Template



Wide Mouth Pike

Create your very own wide mouth pike with this simple craft and template below.

Adult supervision may be required to complete this craft.


To complete this craft you will need:

- Scissors
- Coloured paper
- Cereal box
- A print out of the Wide Mouth Pike
- Coloured pens or pencils



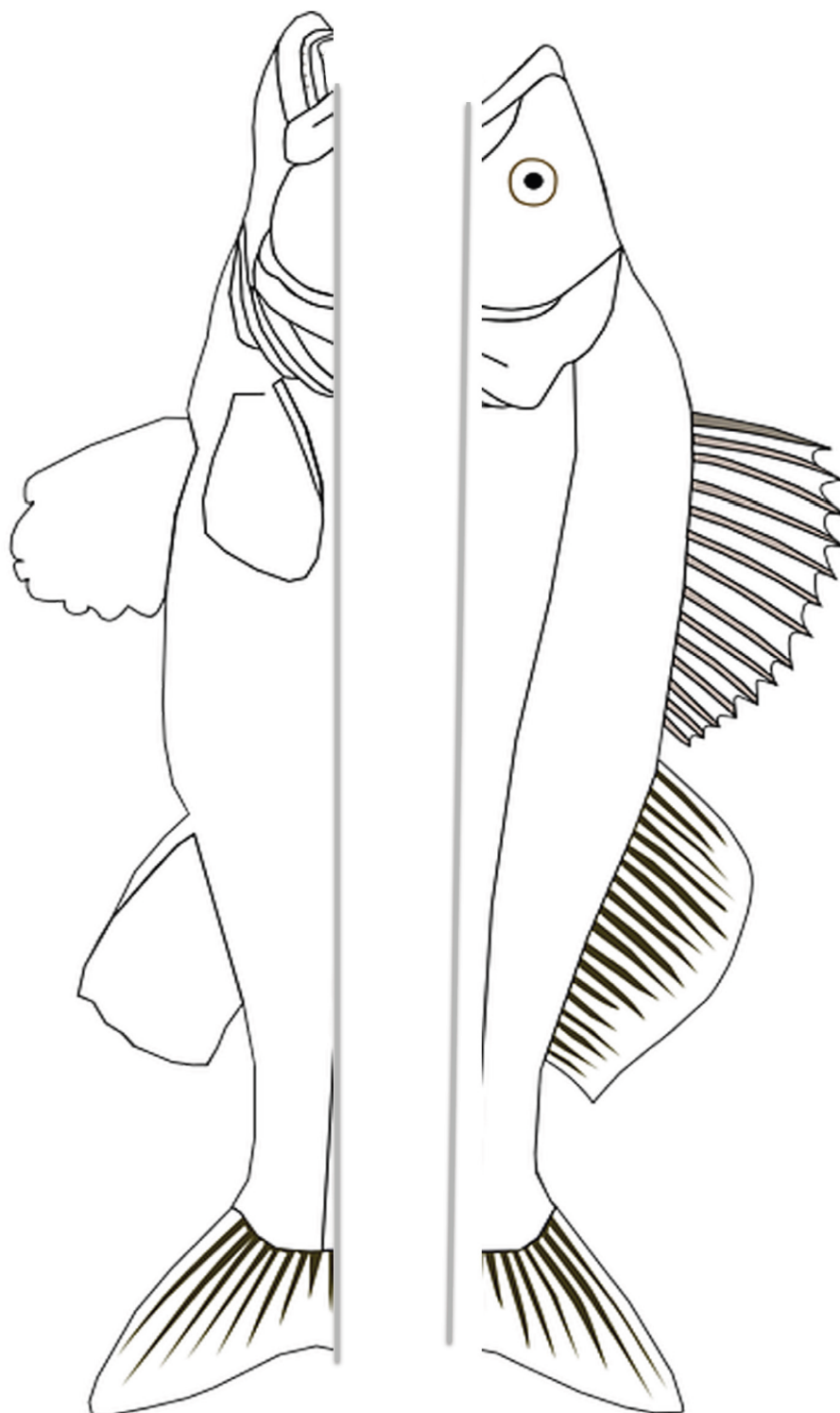
To make

- Print out the A4 sheet with the two halves of pike on it.
- Colour them in and carefully cut them out.
- Cut out a coloured piece of paper that is 20cm wide and as long as the pike template pieces.
- Fold into a concertina.
- Glue the top long edge of the concertina to the back of the top half of pike
- Glue the bottom long edge of the concertina to the back of the bottom half of pike.
- Fold up the concertina.
- Take hold of the top half of pike and the bottom half and pull apart gently to open Pike's mouth.



SOUTH DOWNS
NATIONAL PARK

Wide Mouth Pike Template





Bug Safari

Safari around your garden and local green space to see what insects you can find. From earthworms to butterflies there is plenty to discover and we've provided you with a Bug Safari sheet for you to print out and take with you on your adventures.

Here's some hints and tips to help you on your bug safari:

- Carefully lift stones and small logs to find woodlice, millipedes and earthworms.
- Beetles and spiders often hide in the cracks of the bark of trees and the bricks of buildings
- Have a look in the long grass to see if there are ants, crickets and grasshoppers but be aware of ticks which also like the long grass. If you do end up with a tick attached to you, ensure you get some medical advice and make sure you remove the tick safely.
- Look under leaves and shrubs for caterpillars and little beetles.
- The bugs you find on your safari might depend on the weather. On warm days, crickets, grasshoppers and butterflies are often found and on damp, rainy days you'll find more snails, earthworms and slugs

When you are out on your safari, please remember:

- Try to avoid picking bugs up with your fingertips in case you accidentally squash them
- If you are holding a bug make sure you do so close to the ground, just in case you drop them.
- Gently replace stones and logs that you have lifted up, being careful not to squash the bugs underneath them.
- If you want to pick up a slug or a snail do so with damp hands to prevent any damage to the slug or snail's skin and to ensure they do not get too warm in your hand.
- Handle any bug for as short a time as possible and always place them gently back where you found them.

To explore more of the habitats of the South Downs and the critters and creatures you may find in them please visit our YouTube channel here: <https://www.youtube.com/sdnpa>

Bug Safari

How many bugs can you find on your safari in your garden or community green space?

ladybird

☐

butterfly

☐

slug

☐

snail

☐☐


beetle



woodlice

☐

ant

☐

centipede

☐

earthworm

☐