

STAGE
1

Black Down to Marley Common

STAGE
1




The Serpent Trail begins at Haslemere Railway Station. Follow the Serpent Trail signage along the High Street to 'Swan Barn Farm' where you emerge into an oasis of rural calm. Continue along the track following the Serpent Trail signs onto the first heathland site, **Black Down**, owned and managed by the National Trust.

This stage of the Serpent Trail will take you up to the highest point of the South Downs National Park at the beautifully named **Temple of the Winds**. Look out for the stone sculpture **1** on your way, which gives more information about the famous viewpoint and its links to Victorian poet Alfred Lord Tennyson. From here there are outstanding views across the West Weald.

Continue following the Serpent Trail signs. As you amble down some of the ancient sunken lanes and drove ways, you can feel a sense of timelessness. Traders, shepherds and chert quarrymen have been using these tracks for thousands of years.

Historically Black Down was considered to be 'manorial common waste' of the manor of River. It was divided up and given to 'commoners' within the area and



commoners rights were attached to houses. This allowed local people to graze their animals, collect firewood, fish and cut






-  Cattle grazing, check site signage.
-  Ground-nesting birds: March to mid Sept.
-  Heathlands sculpture.

bracken for fires and cattle bedding and to dig up turf for roofing and fuel. Look out for the gentle belted Galloway cattle grazing here **2**. Black Down is home to a range of endemic bird species such as Dartford warbler, stonechat, woodlark and in the summer months, the enigmatic nightjar.

As you descend Black Down to the end of Stage 1 you may notice Lowder Mill, a beautiful 18th Century grade II listed building.

i PUBLIC TRANSPORT

-  Start: Haslemere Railway Station. Get here by rail or on the Stagecoach Bus 70 and Bus 71 from Midhurst or Guildford.
-  A286 Bell Road use the bus stops where buses can be caught in either direction back to Haslemere train station, Midhurst or Guildford via Stagecoach 70 and 71.

-  
- 
-  Haslemere Museum
-  Fire Station



© SDNPA/Sam Moore



© National Trust - Rob Groves



National Trust

