

IF YOU CARE ABOUT THE SOUTH DOWNS NATIONAL PARK, JOIN OUR CITIZENS PANEL

No matter how much you already know about the National Park, you can play a part in decisions made about its care and how more people can enjoy it.

Why not join the South Downs National Park Citizens Panel? Since 2017, over 1,600 people, living in or near the National Park*, have already joined the panel and work with the National Park Authority on key decisions. **We are always looking for new people to sign-up.**

southdowns.gov.uk/citizens-panel

* living in the postcode areas: BN, GU, PO, RH or SO



CONTACT

If you are interested in finding out more about what it means to be a member of the Citizens Panel, then please contact:

research@southdowns.gov.uk

Please see our website for more information about the Citizens Panel, links to the survey reports and an update on the current panel profile: southdowns.gov.uk/citizens-panel



For the latest news and events from the South Downs National Park visit: southdowns.gov.uk/join-the-newsletter

South Downs National
Park Authority:
01730 814810



@SDNPA



/SDNPA



southdownsnp

SOUTHDOWNSGOV.UK

Cover image: Visitors at the South Downs Dark Skies Festival 2019 in Petersfield Festival Hall. ©SDNPA/Anne Purkiss. Printed on FSC certified paper. Details correct at time of going to print. We do not accept any responsibility for loss, damage or injury, however caused, arising directly or indirectly from use of this leaflet. Contains Ordnance Survey data © Crown copyright and database right 2013. SDNPA/The Way Design/March '19. © SDNPA Crown copyright



Please
recycle me
after use

YOUR FEEDBACK MATTERS



SOUTH DOWNS
NATIONAL PARK

WHAT WOULD YOU NEED TO DO?

Panel members are asked for their feedback on a range of things to help the Authority understand residents' views. This enables us to:

- Improve the information we provide about activities and events in the National Park;
- Improve the volunteering or community work party opportunities people want to take part in;
- Determine what the Authority and partners can do to help improve peoples' health and wellbeing;
- Raise awareness of our key campaigns.



We ask that panel members take part in **two surveys a year** and they may also be invited to take part in one off smaller surveys or focus groups.

Prize draw entry to win **£50** for each survey completed!



© SDNPA/David Tipling

CURRENT PANEL MEMBERS WHY I JOINED THE PANEL

"A sense of protecting the environment and promoting the Park for everyone to enjoy."

"I am interested in the National Park and how it can greatly enhance people's lives so if completing a survey helps, then great!"



© Jo Walters

"Having an opportunity to help develop more awareness of the South Downs Park and the benefits enjoying the countryside brings."

"Making a small contribution to supporting the Park, helping to promote awareness of its existence and what it has to offer, and developing ways to make it meaningful and more accessible to a wider range of people."



© Neil Hulmé



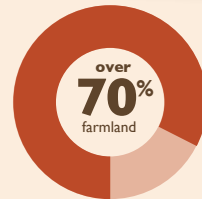
© Nick Heasman/SDNP

SOUTH DOWNS NATIONAL PARK IN A NUTSHELL

Largest National Park population **117,000 residents**



3rd LARGEST NATIONAL PARK IN ENGLAND



544,000 poultry
135,000 sheep
39,000 cattle
27,380 pigs

1 91,000 volunteer days annually

166 conservation areas

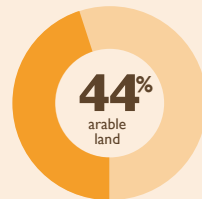
4 MARKET TOWNS

Provides water for **1.2 million people**

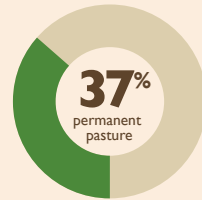
17.5 km of coastline (including the defined Sussex Heritage Coast)

24% woodland cover
45% of which is ancient woodland

4% chalk grassland



2 MILLION people within 5km



4.4% OPEN ACCESS LAND

28 registered historic parks and gardens

3,300 km of rights of way including the South Downs Way

616 scheduled monuments

738 schools in or nearby

176 town or parish councils

13 European wildlife sites

5,860 listed buildings

