




© Crown copyright and database rights 2019 Ordnance Survey 100050083

Scale at A4 1:25,800

-  Neighbourhood Area
-  Within the National Park
-  South Downs National Park Boundary