





© Crown copyright and database rights 2017 Ordnance Survey 100050083

Scale at A4 1:45,300

-  Proposed Neighbourhood Area
-  Within the National Park
-  Outside the National Park - Not Designated by National Park Authority
-  South Downs National Park Boundary